



Benchtop instrument portfolio

Find it at eu.fishersci.com

Starter kits and welcome packs available for many of our benchtop instruments

Applied Biosystems™ and Invitrogen™ starter kits and welcome packs offer:

- Comprehensive solutions—many benchtop instruments are packaged along with plastics, gels, stains, markers, reagents, and more; all at a savings of up to 50%
- High-quality products—user-friendly and designed to deliver superior performance, reliability, and consistency











Look for the starter kit icon within this brochure



Restrictions:

Customer acknowledges that this offer may include a discount or other price reduction that must be properly and accurately accounted for and reported by customer in accordance with all federal and state laws, including without limitation the federal anti-kickback law (42 U.S.C. § 1320a-7b(b)(3)(A)) and regulations thereunder (42 C.F.R. §1001.952(h)).

Contents

	Sample isolation and purification	4
	PCR	6
	qPCR	10
	Nucleic acid quantification	12
	Nucleic acid electrophoresis	13
	Electroporation	15
	Cell analysis	16
	Western blotting	22
	Sequencing	31
	Ordering information	32

Sample isolation and purification

KingFisher purification systems

Save valuable time without sacrificing performance

Optimize and automate your nucleic acid and protein purification with Thermo Scientific™ KingFisher™ automation systems. The KingFisher instruments help reduce hands-on time while maintaining high yields and excellent reproducibility. Protocols for nucleic acids (Applied Biosystems™ MagMAX™ kits), immunoprecipitation (IP), and protein purification (Thermo Scientific™ Pierce™ and Invitrogen™ Dynabeads™ magnetic beads) come preloaded.

Thermo Scientific™ KingFisher™ Flex purification system*

Semi-automated for high-throughput workflows.

- Run 24 or 96 samples per batch
- Thermo Scientific™ BindIt™ Software allows instrument control, protocol creation/upload, and modification
- Volume range of 20–5,000 µL



26.8 x 23.6 x 15 in. (W x D x H)



Automation-ready

* For Laboratory Use.

Thermo Scientific™ KingFisher™ Duo Prime purification system**

Semi-automated for mid-throughput workflows.

- Run 6–24 samples per batch
- BindIt Software allows instrument control, protocol creation/upload, and modification
- Volume range of 20–5,000 µL



15.7 x 18.1 x 13.4 in. (W x D x H)

** For Research Use Only. Not for use in diagnostic procedures.

Contact your Fisher Scientific Sales Representative for more information.

Thermo Scientific™ KingFisher™ Presto purification system*

Fully automated for ultrahigh-throughput workflows.

- Integrate with robotic liquid handlers
- Run 24 or 96+ samples per batch
- Volume range of 50–5,000 μ L

Thermo Scientific™ KingFisher™ Apex purification system*

Combining superior instrument capabilities with complete touchscreen-based control to deliver exceptional flexibility and performance.

- Large touchscreen display and intuitive interface
- Elute in storage tubes and revisit samples later
- Run 24 or 96 samples in 25–65 minutes
- Control heating and cooling to maintain sample integrity
- Safeguard against contamination with UV lights
- Volume range of 10–5,000 μ L



14.2 x 18.3 x 15.7 in. (W x D x H)



Automation-ready



31 x 79 x 18 (W x D x H)



Automation-ready

Contact your Fisher Scientific Sales Representative for more information.

* For Laboratory Use.

PCR

ProFlex PCR System

Ultimate flexibility and throughput

The Applied Biosystems™ ProFlex™ PCR System combines flexible configuration and control features to fit how you work today—and will work tomorrow—with the reliability you’ve come to expect from Applied Biosystems™ products. Interchangeable block formats allow you to maximize your throughput or run independent experiments concurrently.

The ProFlex PCR System is cloud-enabled, giving you the freedom to design and share your methods, schedule an instrument, start or stop a run, and check run status from any mobile device or desktop computer with the cloud-based Thermo Fisher™ Connect Platform.

Learn more about plastics for your thermal cyclers at thermofisher.com/findplastics



26.8 x 23.6 x 15 in. (W x D x H)



Cloud-enabled



Starter kits available

Accuracy and reliability	<ul style="list-style-type: none">• Precise temperature control with Applied Biosystems™ VeriFlex™ Blocks
Efficiency and time savings	<ul style="list-style-type: none">• Multuser access—run three different cycling conditions, at three different times, by one or multiple users• Flexibility—interchangeable block formats allow you to maximize throughput and adjust to changes in workflows
Safety and social distancing	<ul style="list-style-type: none">• Remote access—check run status and design protocols anytime, anywhere with the Connect Platform• Fleet control—view and control multiple instruments, users, and methods securely with Applied Biosystems™ Thermal Cycler Fleet Control Software

Contact your Fisher Scientific Sales Representative for more information.

For Research Use Only. Not for use in diagnostic procedures.

VeritiPro Thermal Cycler

Ultimate performance with advanced temperature control technology and connectivity

The Applied Biosystems™ VeritiPro™ Thermal Cycler delivers proven reliability with advanced temperature control technology and connectivity. Take advantage of next-level PCR optimization with the precision offered by VeriFlex Blocks technology. Connect to the cloud-enabled VeritiPro Thermal Cycler remotely to conveniently design and securely upload your methods, monitor runs, and check instrument availability from any mobile device or desktop computer using the cloud-based Connect Platform.

Learn more about plastics for your thermal cyclers at thermofisher.com/findplastics



9.6 x 18.3 x 8.5 in. (W x D x H)



Cloud-enabled



Starter kits available

Accuracy and reliability	<ul style="list-style-type: none">• Precise temperature optimization—6-zone VeriFlex Block allows different annealing temperatures in the same PCR run
Efficiency and time savings	<ul style="list-style-type: none">• Easy to switch—simulation modes make switching from another instrument worry-free
Safety and social distancing	<ul style="list-style-type: none">• Remote access—check run status and design protocols anytime, anywhere with the Connect Platform• Fleet control—view and control multiple instruments, users, and methods securely with Thermal Cycler Fleet Control Software

Contact your Fisher Scientific Sales Representative for more information.

For Research Use Only. Not for use in diagnostic procedures.

SimpliAmp Thermal Cycler

Elegantly simple and precise

The Applied Biosystems™ SimpliAmp™ Thermal Cycler is an easy-to-use, compact, and accurate thermal cycler designed to fit every lab's essential PCR workflow. The SimpliAmp Thermal Cycler is cloud-enabled, giving you the freedom to design and share your methods, schedule an instrument, start or stop a run, and check run status from any mobile device or desktop computer with the Connect Platform.

Learn more about the right PCR plastics for your thermal cyclers at [thermofisher.com/findplastics](https://www.thermofisher.com/findplastics)



9.5 x 18.1 x 8.3 in. (W x D x H)



Cloud-enabled



Starter kits available

Accuracy and reliability	<ul style="list-style-type: none">• Precise temperature control with VeriFlex Blocks
Efficiency and time savings	<ul style="list-style-type: none">• Easy to implement—simulation modes making switching from another instrument worry-free• Intuitive interface—large, easy-to-use, color touchscreen for easy programming and quick status checks
Safety and social distancing	<ul style="list-style-type: none">• Remote access—check run status and design protocols anytime, anywhere with the Connect Platform• Fleet control—view and control multiple instruments, users, and methods securely with Thermal Cycler Fleet Control Software

Contact your Fisher Scientific Sales Representative for more information.

For Research Use Only. Not for use in diagnostic procedures.

MiniAmp Thermal Cyclers

Routine PCR, elevated

Applied Biosystems™ thermal cyclers have a reputation for reliability, accuracy, and user-friendly interfaces. The Applied Biosystems™ MiniAmp™ and MiniAmp™ Plus Thermal Cyclers offer all this but with only the features you need for routine PCR. With their small size and entry-level price, MiniAmp Thermal Cyclers are perfect for every lab bench.

The MiniAmp Plus Thermal Cycler adds VeriFlex Block technology to the innovative, compact design of the MiniAmp Thermal Cycler for astonishingly easy PCR optimization.

Learn more about plastics for your thermal cyclers at [thermofisher.com/findplastics](https://www.thermofisher.com/findplastics)



7.5 x 15.4 x 7.9 in. (W x D x H)



Cloud-enabled



Starter kits available

Accuracy and reliability	<ul style="list-style-type: none">• VeriFlex Block or isothermal block option—the MiniAmp Plus Thermal Cycler features a VeriFlex Block with three independent temperature zones for easy PCR optimization; if optimization is not part of your routine PCR, the MiniAmp Thermal Cycler has an isothermal block for basic PCR
Safety and social distancing	<ul style="list-style-type: none">• Remote access—check run status and design protocols anytime, anywhere with the Connect Platform• Fleet control—view and control multiple instruments, users, and methods securely with Thermal Cycler Fleet Control Software

Contact your Fisher Scientific Sales Representative for more information.

For Research Use Only. Not for use in diagnostic procedures.

qPCR

QuantStudio 3 and 5 Real-Time PCR Systems

Just the right everything—simplicity and flexibility

The Applied Biosystems™ QuantStudio™ 3 and 5 Real-Time PCR Systems are designed to deliver exactly what you need, whether you are a new or experienced user. You get high-quality, plug-and-play systems with the features you need, plus modern upgrades such as cloud connectivity.



10.6 x 19.7 x 15.7 in. (W x D x H)



Cloud-enabled

Accuracy and reliability	<ul style="list-style-type: none">• Obtain results you can trust—detect differences in target quantities as small as 1.5-fold in singleplex reactions, and obtain 10 logarithmic units of linear dynamic range
Efficiency and time savings	<ul style="list-style-type: none">• Access, analyze, and share data anytime, anywhere—monitor your runs remotely, quickly analyze sophisticated data sets, store results in a secure space, and share them online with colleagues across campus and around the world with web browser–based software supported by the Connect Platform
Safety and social distancing	<ul style="list-style-type: none">• Maximize benchtop space—this compact instrument can be configured as a stand-alone instrument or with a computer to fit any lab’s needs

Contact your Fisher Scientific Sales Representative for more information.

For Research Use Only. Not for use in diagnostic procedures.

QuantStudio 6 and 7 Pro Real-Time PCR Systems

Smarter productivity and improved workflow

The Applied Biosystems™ QuantStudio™ 6 and 7 Pro Real-Time PCR Systems are designed with features that deliver a smart workflow experience.



13.3 x 20.6 x 21.5 in. (W x D x H)



Automation-ready
(QuantStudio 6 Pro systems can be upgraded to support automation)



Cloud-enabled

Accuracy and reliability	<ul style="list-style-type: none"> • Simple—streamlined workflow directly from touchscreen; simple, tool-free block changes
Efficiency and time savings	<ul style="list-style-type: none"> • Personalized—automatically load your settings and plate setup, log in with facial authentication, and get started quickly with SmartStart orientation, which includes on-site training covering basic instrument operation and maintenance and a choice of hands-on application training • Efficient—minimize hands-on time with voice commands; eliminate manual steps to obtain plate layout, protocol, and assay information when using Applied Biosystems™ TaqMan® Array Plates with RFID; and help maximize uptime and reduce downtime with Smart Help and Smart Remote Support features
Safety and social distancing	<ul style="list-style-type: none"> • Productive—access data anytime and anywhere with cloud-enabled service, view built-in help videos, and enjoy improved ergonomics

Contact your Fisher Scientific Sales Representative for more information.

For Research Use Only. Not for use in diagnostic procedures.

Nucleic acid quantification

Qubit fluorimeters with Wi-Fi

For precious samples and demanding applications

Invitrogen™ Qubit™ fluorimeters were developed to work optimally with Invitrogen™ Qubit™ assays. Together, they quickly and specifically quantify DNA, RNA, or protein. It is easier than ever to determine if you have sufficient nucleic acid or protein for your experiment. Receive accurate quantitation data through the use of a fluorescent dye that emits a signal only when bound to the target, minimizing the effects of contaminants—such as degraded DNA or RNA—on the result.



Qubit Flex device dimensions:
7.3 x 11.1 x 4.1 in. (W x D x H)

Qubit 4 device dimensions:
5.4 x 10 x 2.2 in. (W x D x H)



Starter kits available

Accuracy and reliability	<ul style="list-style-type: none">• High sensitivity—more sensitive than UV absorbance-based quantification• Accuracy and speed—accurately quantifies DNA, RNA, or protein in less than three seconds• Ideal for precious samples—uses as little as 1 μL of sample
Efficiency and time savings	<ul style="list-style-type: none">• Flexible, improved throughput—measure up to eight samples per run with the Invitrogen™ Qubit™ Flex Fluorometer• Helpful sample prep calculator—integrated reagent calculator determines amount of dye and buffer needed• Portable and compact—won't dominate valuable benchtop space
Safety and social distancing	<ul style="list-style-type: none">• Touchscreen can be operated with a single gloved finger• Fully sealed casing allows easy cleaning with 70% ETOH solution• Compact size for personal use or use in a biosafety cabinet• Allows easy movement in and out of shared lab spaces to accommodate physical distancing• Access the Connect Platform with Wi-Fi; no USB or paper transfer in and out of the lab

When used together, a Microvolume UV-Vis Spectrophotometer and the Invitrogen™ Qubit™ 4 Fluorometer with Wi-Fi provide the ability to obtain the most complete information about the concentration and quality of your DNA, RNA, or protein sample to help prevent costly troubleshooting and rework downstream.

Contact your Fisher Scientific Sales Representative for more information.

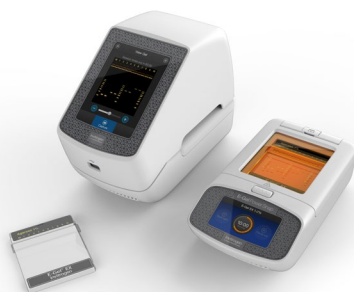
For general laboratory use.

Nucleic acid electrophoresis

E-Gel Power Snap Electrophoresis System

Simplify DNA electrophoresis with the only integrated platform for the running and imaging of gels

The Invitrogen™ E-Gel™ Power Snap Electrophoresis System combines rapid, real-time nucleic acid analysis with high-resolution image capture for exceptional convenience.



Features and benefits

The integrated design helps reduce workflow time and accelerate discovery.

5 x 10.2 x 6 in. (W x D x H)



Starter kits available

Efficiency and time savings

- **Faster analysis**—go from sample loading to image capture in as little as 15 minutes
- **Simple operation**—intuitive user interface with a large touchscreen and integrated operating system
- **Safer handling**—minimize handling of hazardous chemicals when used with Invitrogen™ E-Gel™ precast gel cassettes

Safety and social distancing

- Small footprint and low price means more individuals can have their own

Contact your Fisher Scientific Sales Representative for more information.

For Research Use Only. Not for use in diagnostic procedures.

E-Gel Imager System

Easy-to-use, quality images

The Invitrogen™ E-Gel™ Imager System is a portable imaging system for documenting and analyzing agarose gels and E-Gel cassettes. Each E-Gel Imager System includes a sleek and compact camera hood and an interchangeable base, along with two powerful software programs. In any of the three configurations, the E-Gel Imager System provides a small and light imaging solution that utilizes a scientific-grade camera.



26.8 x 12 x 8.3 in. (W x D x H)

Accuracy and reliability

- **Cost-effective**—the least expensive imaging system available with a scientific-grade camera
- **Quality images**—capture sharp, rich images, even during a run, that can be analyzed using the powerful GelQuant Express™ analysis software, a Microsoft™ Windows™ application for the analysis of 1D gels

Efficiency and time savings

- **Compact**—small footprint that fits on most benchtops, light enough to be moved easily
- **Easy to use**—simple setup and intuitive software for analysis of E-Gel or other agarose gels
- **Convenient**—with a portable imager, you can reduce your wait time and the need to reprogram your settings

Contact your Fisher Scientific Sales Representative for more information.

For Research Use Only. Not for use in diagnostic procedures.

Electroporation

Neon Transfection System

Superior transfection efficiency

The Invitrogen™ Neon™ Transfection System offers an innovative electroporation method that utilizes a proprietary, biologically compatible pipette tip chamber to generate a more uniform electric field for a significant increase in transfection efficiency and cell viability.



9.2 x 11.8 x 8.66 in. (W x D x H)



Starter kits available

Accuracy and reliability	<ul style="list-style-type: none">• Single reagent kit for all cell types• Simplistic instrument and reliable performance• Easily transfect as few as 2×10^4 cells to as many as 6×10^6 cells per reaction at 10 μL or 100 μL reaction volumes
Efficiency and time savings	<ul style="list-style-type: none">• Superior performance and workflow simplicity, which helps get good results quickly• Users can rely on >140 cell-specific protocols and >10,000 peer-reviewed publications for optimized parameters, cutting down on the time needed for exploratory optimization
Safety and social distancing	<ul style="list-style-type: none">• The Neon system is so portable that it fits in a biosafety cabinet• Friendly price point that allows each user or lab to afford their own personal instrument to minimize sharing

Contact your Fisher Scientific Sales Representative for more information.

For Research Use Only. Not for use in diagnostic procedures.

Cell analysis

EVOS cell imaging systems

Image beautifully

Powerful Invitrogen™ EVOS™ digital microscopes allow you to capture publication-quality images and data with just a few clicks. The EVOS line of products offers versatile, compact, and ideal instruments for a broad range of imaging applications at an exceptional value.



18 x 18 x 23 in. (W x D x H)

Accuracy and reliability	<ul style="list-style-type: none">• Power and accuracy—automated functionality with little to no contact• LED light cube technology—helps raise signal-to-noise, minimizes photobleaching, offers >50,000 hours of illumination, and permits precise intensity adjustments
Efficiency and time savings	<ul style="list-style-type: none">• Time savings—quick, publication-quality results without warm-up or cooldown• Ease of use—no maintenance, assembly, alignment, or calibration
Safety and social distancing	<ul style="list-style-type: none">• Affordable price point is ideal for individual labs to perform imaging, rather than outsourcing to a core facility• Integrated casing design makes instruments easy to wipe down• Semi- or fully automatic functionality for less manual contact• LCD screen with no oculars eliminates risk of touching microscope with eyes and face• Compact size is ideal for use in a biosafety cabinet• Allows easy movement in and out of shared lab spaces to accommodate physical distancing

The Invitrogen™ EVOS™ M5000 Imaging System offers you these important advantages:

- User-defined, four-color fluorescence, transmitted light, and color applications
- Autofocus, Z-stack capability, time-lapse imaging, and single-click multichannel capture
- On-board software for acquisition, analysis, automated cell counting, and confluency measurements

Contact your Fisher Scientific Sales Representative for more information.

For Research Use Only. Not for use in diagnostic procedures.

Countess 3 Automated Cell Counters

Automate your cell counting

Experience the convenience and power of Invitrogen™ Countess™ 3 Automated Cell Counters designed to meet the needs of any lab. The Countess 3 Automated Cell Counter (with brightfield) and Countess 3 FL Automated Cell Counter (with brightfield and fluorescence) have counting capabilities that offer advanced algorithms to allow you to quickly and accurately count cells from the bench while avoiding user variation normally associated with manual cell counting.



9.6 x 6.7 x 9.4 in. (W x D x H)



Starter kits available

Accuracy and reliability	<ul style="list-style-type: none">• Accuracy—advanced algorithm with autofocus and auto-lighting eliminates subjectivity in cell counting, even for challenging cell sample types
Efficiency and time savings	<ul style="list-style-type: none">• Time savings—counts cells in a matter of seconds• Disposable or reusable slide option available for both units
Safety and social distancing	<ul style="list-style-type: none">• No oculars to clean or become contaminated• Touchscreen can be operated with a single gloved finger• Preset protocols for specific cell types offer less contact• Disposable slides offer added convenience and safety• Fully sealed casing allows easy cleaning with 70% EtOH solution• Compact size for personal use or use in a biosafety cabinet• Allows easy movement in and out of shared lab spaces to accommodate physical distancing

Contact your Fisher Scientific Sales Representative for more information.

For Research Use Only. Not for use in diagnostic procedures.

CellInsight high-content screening (HCS) platforms

Multiplexed, quantitative cell imaging and analysis

Thermo Scientific™ CellInsight™ high-content screening (HCS) platforms combine fluorescence microscopy, image processing, automated cellular measurements, and informatics tools. Our instruments enable fundamental discoveries in basic research where multiple parameters of cells need to be imaged, measured, and quantitated simultaneously. cell counting.



Automation-ready

Accuracy and reliability	<ul style="list-style-type: none">• Superior illumination—the LED light engine for Thermo Scientific™ CellInsight™ CX5 and CX7 platforms reduces intensity fluctuations and optimizes imaging times• Laser-based illumination—the Thermo Scientific™ CellInsight™ CX7 LZR platform offers 7-channel laser-based illumination for fast fluorescent and confocal imaging, ideal for imaging spheroids, organoids, and more
Efficiency and time savings	<ul style="list-style-type: none">• Precise image capture—the highly sensitive CCD camera with enlarged pixel array captures quantitative data with high quantum efficiency across the spectrum• Rapid data analysis—Thermo Scientific™ HCS Studio™ software analyzes your images in real time• Live-cell imaging—optional Thermo Scientific™ Onstage Incubator enables environmental control for long-term live-cell imaging
Safety and social distancing	<ul style="list-style-type: none">• Enclosed digital imaging system—ocular-free for safe imaging in the lab

Pair with the Thermo Scientific™ Orbitor™ RS2 Microplate Mover and the instruments work together to seamlessly maximize your assay throughput and consistency.

Contact your Fisher Scientific Sales Representative for more information.

For Research Use Only. Not for use in diagnostic procedures.

Varioskan LUX multimode microplate reader

Versatility simplified for a range of applications

Designed for bioscience researchers with a wide variety of needs, the Thermo Scientific™ Varioskan™ LUX Multimode Microplate Reader comes equipped with a flexible range of measurement technologies including absorbance, fluorescence intensity, luminescence, AlphaScreen™ technology, and time-resolved fluorescence.



21 x 23 x 20 in. (W x D x H)



Automation-ready

Accuracy and reliability	<ul style="list-style-type: none">• Environmental control for live-cell analysis—temperature control and an optional integrated gas module, designed to precisely and simultaneously control CO₂ and O₂ concentrations, enable scanning plates with live cell samples• Intuitive PC software—Thermo Scientific™ SkanIt™ Software offers easy protocol setup, data analysis, and an extensive library of ready-made protocols with a truly user-friendly interface
Efficiency and time savings	<ul style="list-style-type: none">• Caters to all applications and skill sets—configure the instrument to your needs, then upgrade when your research focus changes• Flexible wavelength selection—the instrument selects the measurement wavelength using optimal filters or monochromators for each measurement technology• Simplified setup—automatic dynamic range selection and smart safety controls ease your workflow to help you avoid experimental errors

Contact your Fisher Scientific Sales Representative for more information.

For general laboratory use.

Additional microplate readers and washers

A comprehensive portfolio of readers to meet your lab's needs

Thermo Scientific™ multimode microplate readers provide flexibility, performance, and ease of use for virtually any microplate assay. Whether you need to measure absorbance, fluorescence, luminescence, or any combination of these technologies, we offer a microplate reader solution that suits your lab's unique needs. All of our readers come with unlimited licenses so members of your lab can use our powerful and easy-to-learn SkanIt Software. In addition to the Varioskan LUX Multimode Microplate Reader* (previous page), our line of easy-to-use microplate readers and washers includes:



Automation-ready

- **Thermo Scientific™ Multiskan SkyHigh Microplate Spectrophotometer***—monochromator-based absorbance spectrophotometer for easily measuring absorbance from 200–1,000 nm for μL -size samples up to 384-well plates
- **Thermo Scientific™ Multiskan™ FC Microplate Photometer***—filter-based absorbance spectrophotometer for simple sample analysis in 96-well plates (384-well plates optional)
- **Thermo Scientific™ Fluoroskan Microplate Fluorometer****—filter-based fluorometer for analyzing samples in 6- to 384-well plates, with top and bottom reading modes and optional dispensers
- **Thermo Scientific™ Fluoroskan™ FL Microplate Fluorometer and Luminometer****—filter-based fluorometer/luminometer for analyzing samples with two modes in 6- to 384-well plates, with top and bottom reading and optional dispensers
- **Thermo Scientific™ Luminoska Microplate Luminometer****—filter-based luminometer for analyzing samples in 6- to 384-well plates, with top reading mode and optional dispensers
- **Thermo Scientific™ Wellwash™ and Wellwash™ Versa™ microplate washers***—easy-to-use plate washers with one or two wash heads, one or three wash bottles, up to 384-well plate capacity, and cell washing or robot compatibility (depending on model)

Contact your Fisher Scientific Sales Representative for more information.

* For Laboratory Use.

** For Research Use Only. Not for use in diagnostic procedures.

Additional microplate readers and washers



Discover the power of reliable data with this dependable and versatile line of Thermo Scientific microplate readers and washers. Readers and washers includes:

Accuracy and reliability	<ul style="list-style-type: none"> • Power—ideal for multi-user environments where a variety of assay types are processed
Efficiency and time savings	<ul style="list-style-type: none"> • Time savings and versatility—adaptable for a broad range of applications and assays • Ease of use—automated smart features that operate in multiple languages
Safety and social distancing	<ul style="list-style-type: none"> • Touchscreen is designed to be liquid-proof for easy and thorough decontamination • Touchscreen can be operated with a single gloved finger • Measurements can be done using lids or seals, enabling less exposure to samples • Compact size for personal use or use in a biosafety cabinet • Allows easy movement in and out of shared lab spaces to accommodate physical distancing • Compatible with robotic integration, so experiments can be performed without human contact

Skant Software for microplate readers

- Automatic measurement parameter settings help you get it right the first time, minimizing time needed to handle samples
- Automatic adjustment of plate movement speeds enables minimal risk for sample spilling
- Experiments can be designed and tested in the office or from home without requiring instrument and sample contact
- Data analysis can be performed from your office or home by transferring the data to network or cloud services
- Accessible through a personal PC to design, run, and analyze experiments, eliminating the need to use shared lab PCs

Contact your Fisher Scientific Sales Representative for more information.

For Research Use Only. Not for use in diagnostic procedures.

Western blotting

Mini Gel Tank

One tank, 181 gels

The improved Invitrogen™ Mini Gel Tank allows for increased usability so you can run a variety of different Invitrogen™ mini gel types in this unique tank design, including Invitrogen™ NuPAGE™ gels, Bolt™ Bis-Tris Plus gels, Novex™ Tris-Glycine mini gels (WedgeWell™ format), or pour-your-own gels from the Invitrogen™ SureCast™ Gel Handcast System.



6.3 x 4.3 x 4.7 in. (W x D x H)



Starter kits available

Accuracy and reliability	<ul style="list-style-type: none">• Durable polycarbonate construction—the Mini Gel Tank is built to last
Efficiency and time savings	<ul style="list-style-type: none">• Easy sample loading—with the forward-facing well configuration• Less running buffer required—two separate gel chambers; just add buffer for each gel up to the marked fill line• Simultaneous visualization of both gels—streamlined, side-by-side tank configuration• Simplified monitoring of prestained protein markers—with white tank background stand• Versatile—optional two-blot modules for in-tank wet gel transfer using one-fourth of the transfer buffer of traditional wet transfer techniques

Contact your Fisher Scientific Sales Representative for more information.

For Research Use Only. Not for use in diagnostic procedures.

SureLock Tandem Midi Gel Tank and Blot Modules

Run or transfer 2 Invitrogen™ midi gels in the same tank

Increase your output with the Invitrogen™ SureLock™ Tandem Midi Gel Tank, designed for easy and consistent vertical protein gel electrophoresis of one or two Invitrogen midi gels. When paired with the Invitrogen™ SureLock™ Tandem Midi Blot Module, this tank performs efficient, room-temperature, wet protein transfers for downstream western blot analysis.



9.8 x 6.7 x 7 in. (W x D x H)



Starter kits available

Accuracy and reliability	<ul style="list-style-type: none">• Durable polycarbonate construction—the SureLock Tandem Midi Gel Tank is built to last
Efficiency and time savings	<ul style="list-style-type: none">• Two-in-one midi gel electrophoresis and transfer tank—run and transfer high-performance Invitrogen midi gels using the same tank• Two separate gel chambers—run one or two gels or transfers using only the necessary amount of buffer for each gel, minimizing buffer cost and waste• User-friendly—designed for easy setup and use• Optimal performance with fast transfer protocols—efficient, room-temperature transfers in 30 minutes

Contact your Fisher Scientific Sales Representative for more information.

For Research Use Only. Not for use in diagnostic procedures.

Protein gels welcome packs, mini or midi gel tank included

Choose the right gel chemistry option for your protein type

Try high-performance Invitrogen™ precast mini or midi protein gels without paying extra for a Mini Gel Tank or SureLock Tandem Midi Gel Tank. Invitrogen™ protein gels welcome packs are bundled for each of the Invitrogen™ protein gel chemistries (Bis-Tris, Tris-acetate, tricine, and Tris-glycine) to save you money compared to purchasing the individual components separately.



Welcome packs contain the components you need for outstanding protein separation—from the gel running tank to the protein ladder, we have you covered.

Protein gels welcome packs contain:

- Mini Gel Tank or SureLock Tandem Midi Gel Tank
- Invitrogen precast protein gels
- Running buffer
- SDS sample buffer
- Sample reducing agent
- Prestained protein ladder or standard

Contact your Fisher Scientific Sales Representative for more information.

For Research Use Only. Not for use in diagnostic procedures.

PowerEase Touch Power Supply

Next-generation power supply for your high-throughput electrophoresis needs

From gel electrophoresis and western transfers to more demanding applications, we offer a range of powerful, easy-to-use electrophoresis power supplies. Invitrogen™ PowerEase™ Touch 120W and 350W Power Supplies bring a new level of convenience to your electrophoresis experiments. With a bright, LCD touchscreen interface, you can enter in custom programs, or use the preprogrammed protocols for Invitrogen protein gels and gel transfers. Get started with our welcome pack bundles.



23 x 30.3 x 10.2 in. (W x D x H)

Accuracy and reliability	<ul style="list-style-type: none">• Precise outputs for voltage, current, and power—get reproducible results time after time
Efficiency and time savings	<ul style="list-style-type: none">• LCD touchscreen display—easily program with clear menu prompts and view run progress• Preprogrammed modes for Invitrogen gels and applications—save time and minimize errors• Easy programming and storage of multi-step methods—streamline your processes
Safety and social distancing	<ul style="list-style-type: none">• Automatic safety features—no load, over temperature, over voltage, over current, load change, and ground leak detection help ensure safety

Contact your Fisher Scientific Sales Representative for more information.

For Research Use Only. Not for use in diagnostic procedures.

iBlot 2 Gel Transfer Device

Fast and reproducible gel transfer

Perform western blotting simply, efficiently, and reliably within seven minutes and without the need for liquid buffers. The Invitrogen™ iBlot™ 2 Gel Transfer device uses ready-to-use transfer stacks that contain the required buffers and a transfer membrane (nitrocellulose or PVDF).



8 x 14.5 x 4.3 in. (W x D x H)



Starter kits available

Accuracy and reliability	<ul style="list-style-type: none">• High-detection sensitivity and even transfers• Increased blotting reliability and reproducibility
Efficiency and time savings	<ul style="list-style-type: none">• Complete protein transfer in seven minutes or less• A simple, user-friendly system• Flexible gel size formats and membrane types• Options to create new custom programs• High-quality transfer stacks that are more compact than before
Safety and social distancing	<ul style="list-style-type: none">• Compact benchtop system—get a personal unit for each member of the lab; minimizing equipment sharing can help reduce risk of exposure to infectious agents

Contact your Fisher Scientific Sales Representative for more information.

For Research Use Only. Not for use in diagnostic procedures.

Power Blotter

Cost-effective, high-efficiency protein transfer

The Invitrogen™ Power Blotter is designed specifically for rapid semidry transfer of proteins from polyacrylamide gels to nitrocellulose or PVDF membranes in 5–10 minutes with ultimate flexibility. The Power Blotter allows for economical, high-efficiency protein transfer using homemade nitrocellulose or PVDF membrane transfer stack reagents, as well as premade Invitrogen™ Power Blotter Select Transfer Stacks.



6.4 x 11 x 6.5 in. (W x D x H)



Starter kits available

Efficiency and time savings

- **Efficient**—achieve high transfer efficiencies with a broad range of protein sizes compared to conventional semidry or wet (tank) transfer methods
- **Fast**—transfer proteins in 5–10 minutes when used with Power Blotter Select Transfer Stacks or Invitrogen™ Power Blotter 1-Step™ Transfer Buffer
- **Easy-touch programming**—access preprogrammed transfer protocols or create, save, and run customized transfer protocols
- **Flexible**—simultaneously transfer 1–4 mini gels or 1–2 medium-sized gels
- **Versatile**—compatible with Power Blotter Select Transfer Stacks, Thermo Scientific™ Pierce™ 1-Step Transfer Buffer for rapid blotting programs, or Towbin transfer buffer for conventional semidry transfer methods

Safety and social distancing

- **Compact benchtop system**—get a personal unit for each member of the lab; minimizing equipment sharing can help reduce risk of exposure to infectious agents

Contact your Fisher Scientific Sales Representative for more information.

For Research Use Only. Not for use in diagnostic procedures.

iBind automated western detection systems

Automated western blot processing

Load it, walk away, and return three hours later to blots that are ready for further visualization and analysis. Invitrogen™ iBind™ and iBind™ Flex automated western systems improve upon manual western blot processing by helping to reduce hands-on time, enabling more consistent results, and using less primary antibody.



11.8 x 11.8 x 3 in. (W x D x H)



Starter kits available

Accuracy and reliability	<ul style="list-style-type: none">• Reproducibility—automated processing enables improved blot-to-blot consistency
Efficiency and time savings	<ul style="list-style-type: none">• Automated—hands-free western detection with only 15 minutes of initial setup time required• Flexibility—process up to one midi blot, two mini blots, or six vertically cut strips using the same or different conditions with the iBind or iBind Flex devices• Cost savings—use up to 80% less primary antibody than with traditional tray-based incubation steps for western blotting• Simplicity—the system processes solutions using passive sequential lateral flow technology; no batteries or electricity required• Compatibility—use nitrocellulose or PVDF membranes, directly labeled primary or secondary antibody detection (AP, HRP, or fluorescent dye-labeled)
Safety and social distancing	<ul style="list-style-type: none">• Compact benchtop system—get a personal unit for each member of the lab; minimizing equipment sharing can help reduce risk of exposure to infectious agents

Contact your Fisher Scientific Sales Representative for more information.

For Research Use Only. Not for use in diagnostic procedures.

Bandmate automated western processing system

Automated western blot processor

The Invitrogen™ Bandmate™ Automated Western Blot Processor is a programmable blot-rocking system that automates the tedious hands-on blocking, washing, and antibody incubation steps of western blot processing. Minimal effort is required to set up the Bandmate device to process up to two midi blots or four mini blots using your current optimized reagents and protocols for blot processing, freeing up time for other important tasks.



21.6 x 15.3 x 16.9 in. (W x D x H)

Accuracy and reliability	<ul style="list-style-type: none">• Consistency day-to-day and person-to-person—with programmable processing steps, the precision of the steps can be improved compared to manual hands-on western blot processing
Efficiency and time savings	<ul style="list-style-type: none">• Reduced hands-on time—automatically performs the otherwise hands-on steps for blocking, washing, and antibody incubation• Process 1–4 mini blots or 1–2 midi blots simultaneously to help maximize throughput• Processing and collection trays are also easy to remove for quick cleanup• Helps save precious antibodies—more than 90% of the starting antibody volume can be collected and recovered for future reuse

Contact your Fisher Scientific Sales Representative for more information.

For Research Use Only. Not for use in diagnostic procedures.

iBright western imaging systems

Stunningly easy western blot imaging

Capture images and analyze data from your western blots and gels efficiently and easily using Invitrogen™ iBright™ imaging systems. These high-performance instruments enhance the western blotting experience through advanced automation features and an interface that is easy to use for researchers of all experience levels.

- **Flexible imaging options**—capture visible and near-infrared fluorescence-based western blots and gels, chemiluminescent western blots, and colorimetric-stained protein and DNA gels
- **Bring your blots to life**—multiplex with the five fluorescence channels of the Invitrogen™ iBright™ FL1500 Imaging system; capture up to four proteins in a single blot for more meaningful experiments
- **Small footprint**—all capabilities are packed into a conveniently sized benchtop instrument with a large area for imaging multiple blots or gels simultaneously



15 x 26.8 x 23.5 in. (W x D x H)

Accuracy and reliability	<ul style="list-style-type: none"> • Powerful 9.1 MP cooled CCD camera—high sensitivity and dynamic range to help enable the detection of subtle differences in samples
Efficiency and time savings	<ul style="list-style-type: none"> • Load and go—logical user interface and workflows, and automated zoom, focus, and sample rotation • Smart Exposure auto-exposure, which speeds up image capture and minimizes time and hands-on input needed for optimizing imaging settings before capture • Large field of view for high-throughput imaging (image up to four mini or two midi blots at a time) • Data analysis and normalization in seconds—overlay molecular weight markers, perform densitometry analysis, and perform western blot normalization using housekeeping proteins or total lane protein • Account management feature saves user-specific settings to reduce setup time
Safety and social distancing	<ul style="list-style-type: none"> • Green LED-based transilluminator—effectively excite popular DNA dyes such as ethidium bromide and Invitrogen™ SYBR™ Green dyes with an alternative to UV-based transilluminators • Touchscreen can be operated with a single gloved finger • Flexible connectivity—export captured images via Ethernet connection, Wi-Fi (with optional accessory), USB, or directly to the Connect Platform • Desktop and cloud-based analysis software allows users to analyze post-image capture results at personal spaces or desks, or even at home

Contact your Fisher Scientific Sales Representative for more information.

For Research Use Only. Not for use in diagnostic procedures.

Sequencing

SeqStudio Genetic Analyzer

Skip the complex instrument setup and get results faster

The Applied Biosystems™ SeqStudio™ Genetic Analyzer is a low-throughput, easy-to-use, and convenient benchtop system that delivers gold-standard Sanger sequencing technology and fragment analysis with just a simple click. It is easily used across a broad range of applications, as well as by multiple users of all skill levels, and offers a modernized experience at an affordable price.

- **Convenience and speed**—just click, that's it; integrated cartridge for minimal hands-on time (polymer, array, pump, anode buffer—all in one unit); achieve fast turnaround with just four minutes of instrument hands-on time and a run time of as little as 30 minutes
- **Flexibility**—combine both Sanger sequencing and fragment analysis runs on the same plate, at the same time; the SeqStudio Genetic Analyzer will help maximize your time by removing the need to batch samples
- **Traceability and data security**—the data collection software contains an optional Security, Audit, and Electronic Signature (SAE) module that offers an electronic chain of custody to help ensure integrity of your data by defining security settings for each user account
- **Connected anywhere, anytime**—remotely monitor runs, analyze sophisticated datasets in minutes, store data in a secure space, and share results online with colleagues using web browser-based software; monitor your runs in real time from mobile devices
- **Maximize benchtop space**—this compact instrument can be configured as a stand-alone system or with a computer to fit most laboratory needs



19.5 x 25.5 x 17.4 in. (W x D x H)



Cloud-enabled

Contact your Fisher Scientific Sales Representative for more information.

For Research Use Only. Not for use in diagnostic procedures.

Ordering information

Sample isolation and purification

Product	Cat. No.
KingFisher Flex Purification System with 24 Deep-Well Head KingFisher™ Presto	5400640
KingFisher Flex Purification System with 96 Deep-Well Head	5400630
KingFisher Duo Prime Purification System	5400110
KingFisher Apex Purification System with 96 PCR Head	5400910
KingFisher Apex Purification System with 96 Combi Head	5400920
KingFisher Apex Purification System with 96 Deep-Well Head	5400930
KingFisher Apex Purification System with 24 Combi Head	5400940
KingFisher Presto Purification System with 96 Deep-Well Head	5400830

PCR Starter kits available

Product	Cat. No.
ProFlex 96-well PCR System	4484075
ProFlex 3 x 32-well PCR System	4484073
ProFlex 2 x 96-well PCR System	4484076
ProFlex 2 x flat PCR system	4484078
ProFlex 2 x 384-well PCR System	4484077
VeritiPro 96-well Thermal Cycler	A48141
SimpliAmp Thermal Cycler	A24811
MiniAmp Thermal Cycler	A37834
MiniAmp Plus Thermal Cycler	A37835

qPCR

Product	Cat. No.
QuantStudio 1 Real-Time PCR System package; 96-well, 0.2mL block, digital SmartStart Orientation training and 1 year additional warranty*	A42867
QuantStudio 3 Real-Time PCR System package; 96-well, 0.1mL block, SmartStart Orientation training and 1 year additional warranty*	A30574
QuantStudio 3 Real-Time PCR System package; 96-well, 0.2mL block, SmartStart Orientation training and 1 year additional warranty*	A29217
QuantStudio 5 Real-Time PCR System package; 96-well, 0.1mL block, SmartStart Orientation training and 1 year additional warranty*	A30583
QuantStudio 5 Real-Time PCR System package; 96-well, 0.2mL block, SmartStart Orientation training and 1 year additional warranty*	A29220
QuantStudio 5 Real-Time PCR System package; 384-well, SmartStart Orientation training and 1 year additional warranty*	A30393
QuantStudio 6 Pro Real-Time PCR System package; 96-well, 0.1mL block, SmartStart Orientation training and 1 year additional warranty*	A47200
QuantStudio 6 Pro Real-Time PCR System package; 96-well, 0.2mL block, SmartStart Orientation training and 1 year additional warranty*	A44288
QuantStudio 6 Pro Real-Time PCR System package; 384-well, SmartStart Orientation training and 1 year additional warranty*	A45582
QuantStudio 7 Pro Real-Time PCR System package; 96-well, 0.1mL block, SmartStart Orientation training and 1 year additional warranty*	A47201
QuantStudio 7 Pro Real-Time PCR System package; 96-well, 0.2mL block, SmartStart Orientation training and 1 year additional warranty*	A44557
QuantStudio 7 Pro Real-Time PCR System package; 384-well, SmartStart Orientation training and 1 year additional warranty*	A45583

* Additional models and warranty options available. Speak with your Fisher Scientific Representative for more information.

Nucleic acid quantification



Starter kits available

Product	Cat. No.
Qubit 4 Fluorometer with Wi-Fi	Q33238
Qubit 4 Quantitation Starter Kit with Wi-Fi	Q33239
Qubit 4 NGS Starter Kit with Wi-Fi	Q33240
Qubit 4 RNA IQ Starter Kit with Wi-Fi	Q33241
Qubit Flex Fluorometer	Q33327
Qubit Flex NGS Starter Kit	Q45893
Qubit Flex Quantitation Kit	Q45894

Nucleic acid electrophoresis



Starter kits available

Product	Cat. No.
E-Gel Power Snap Electrophoresis Device	G8100
E-Gel Power Snap Camera	G8200
E-Gel™ Power Snap Electrophoresis System	G8300
E-Gel Imager System with UV Light Base	4466611
E-Gel Imager System with Blue-Light Base	4466612
E-Gel Imager System with E-Gel Adaptor	4466613

Electroporation



Starter kits available

Product	Cat. No.
Neon Transfection System	MPK5000

Cell analysis



Starter kits available

Product	Cat. No.
EVOS M7000 Imaging System (fully automated fluorescence)	AMF7000
EVOS M5000 Imaging System (automated focusing and fluorescence)	AMF5000
FLoid™ Cell Imaging Station	4471136
EVOS XL Core Imaging System (brightfield)	AMEX1000
Countess 3 Automated Cell Counter	AMQAX2000
Countess 3 FL Automated Cell Counter	AMQAF2000

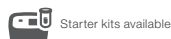
Cell analysis (continued)



Starter kits available

Product	Cat. No.
CellInsight™ CX5 High Content Screening (HCS) Platform	CX51110
CellInsight™ CX7 High Content Analysis (HCA) Platform	CX7A1110
CellInsight™ CX7 LZR High Content Analysis Platform	CX7A1110LZR
(CellInsight) Onstage Incubator for CellInsight CX5/NXT HCS Platforms	NX5LIVE002
(CellInsight) Onstage Incubator for CellInsight CX7 HCA Platform	NX7LIVE001
Varioskan LUX Multimode Microplate Reader; top/bottom reading for absorbance, fluorescence intensity, and luminescence	VLBL00D0
Varioskan LUX Multimode Microplate Reader; top reading for absorbance and fluorescence intensity	VL0000D0
Varioskan LUX Multimode Microplate Reader; top/bottom reading for absorbance, fluorescence intensity, luminescence, time-resolved fluorescence, and AlphaScreen technology	VLBLATD0
Multiskan SkyHigh Microplate Spectrophotometer, touchscreen	A51119600C
Multiskan FC Microplate Photometer	51119000
Fluoroskan Microplate Fluorometer	5200110
Fluoroskan FL Microplate Fluorometer and Luminometer	5200220
Luminoskan Microplate Luminometer	5300330
Wellwash Microplate Washer, 1 x 8	5165000
Wellwash Versa Microplate Washer, 2 x 8	5165010

Western blotting



Product	Cat. No.
Mini Gel Tank	A25977
Mini Gel Tank and Blot Module Set	NW2000
SureLock Tandem Midi Gel Tank	STM1001
SureLock Tandem Midi Set Welcome Pack, PVDF	STM4014
SureLock Tandem Midi Set Welcome Pack, Nitrocellulose	STM4015
Protein Gels Welcome Packs	Various
PowerEase Touch 120W Power Supply (230 VAC)	PS0120
PowerEase Touch 350W Power Supply (230 VAC)	PS0350
iBlot 2 Gel Transfer Device	IB21001
iBlot 2 Starter Kit	IB21001S
Bolt Welcome Pack + iBlot 2 System	NW0412AIB2
Power Blotter System	PB0012
Power Blotter XL System	PB0013
Power Blotter Welcome Pack	PB0112
Power Blotter XL Welcome Pack	PB0113
iBind Western Starter Kit	SLF1000S
iBind Flex Western Starter Kit	SLF2000S
Bandmate Automated Western Blot Processor	BW1000
iBright CL1500 Imaging System (chemiluminescent)	A44114
iBright FL1500 Imaging System (fluorescent and chemiluminescent)	A44115

Genetic analysis

Product	Cat. No.
SeqStudio Genetic Analyzer System with SmartStart	A35644
SeqStudio Genetic Analyzer System with SmartStart + 1-year extended warranty	A35645
SeqStudio Genetic Analyzer System with SmartStart + 3-year extended warranty	A35646
SeqStudio Starter Kit	A35000
SeqStudio Cartridge v2	A41331

Learn more at eu.fishersci.com/go/starterkits

Distributed by Fisher Scientific. Contact us today:

Austria: fishersci.at **Belgium:** fishersci.be **Denmark:** fishersci.dk
Germany: fishersci.de **Ireland:** fishersci.ie **Italy:** fishersci.it
Finland: fishersci.fi **France:** fishersci.fr **Netherlands:** fishersci.nl
Norway: fishersci.no **Portugal:** fishersci.pt **Spain:** fishersci.es
Sweden: fishersci.se **Switzerland:** fishersci.ch **UK:** fishersci.co.uk

